

# FPwatch Katanga

FPwatch provides estimates for key family planning indicators using nationally-representative, cross-sectional outlet surveys.

Photo credit: ©2007 Jessica Scranton, Courtesy of Photoshare

2 STRATA  
Urban & Rural

500+  
OUTLETS  
AUDITED AND  
INTERVIEWED



*DRC's FP2020 commitment is to achieve a contraceptive prevalence rate (CPR) of 19% by 2020 and to reach an additional 2.1 million women with modern methods.*

Timely, relevant & high-quality evidence

## STUDY DESIGN

**Dates Implemented:** October – December, 2015

**Outlets included:** 1,080 outlets enumerated  
→ 550 outlets met screening criteria

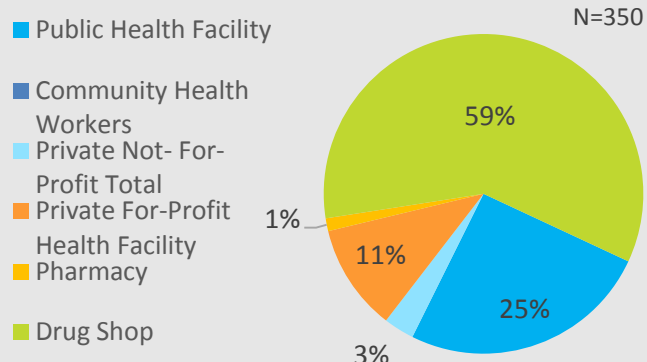
**Data collected:** Product audits and interviews

**Key indicators:** Contraceptive method availability, price, contraceptive market composition and share, service readiness

## APPROACH

FPwatch is a multi-country research project designed to generate evidence on contraceptive availability through surveys administered to **all public and private facilities and outlets** in fully-censused, selected clusters with the potential to sell or distribute modern contraceptive methods. FPwatch implements standardized methodology across five countries.

## Market composition by outlet type

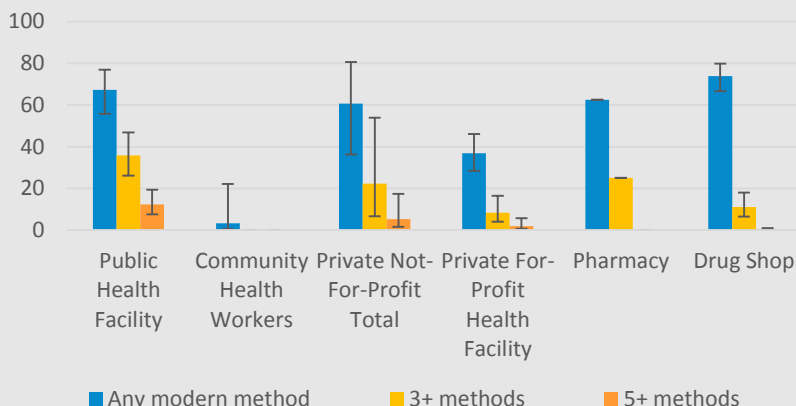


**Market Composition:** The private sector accounted for 71% of outlets stocking contraceptives or providing services in Katanga. Drug shops alone accounted for 59% of market composition, while registered pharmacies represented only 1%. Public Health facilities made up a quarter of eligible outlets in Katanga, while private not-for-profit facilities comprised only 3%.

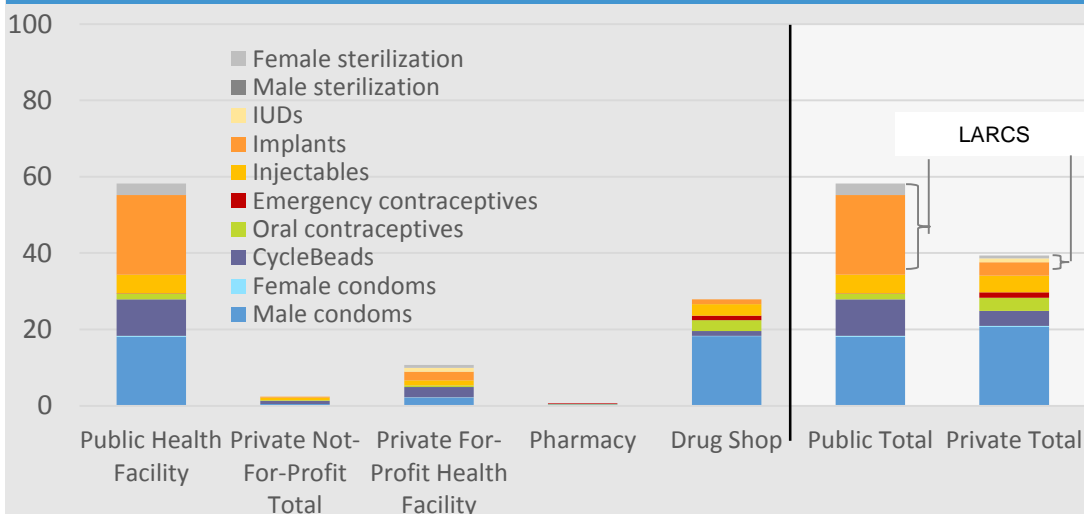


### Percent of outlets with selected method mixes available, by outlet type

**Method diversity:**  
Overall, 74% of drug shops and 67% of public health facilities have at least one modern contraceptive method available. Just 11% of drug shops and 36% of public health facilities have 3+ methods available.



### Percent market share as a percentage of all CYPs sold/distributed, by outlet type



**Market share:** As a proportion of the total volume of CYP for all methods, the public sector in Katanga accounts for nearly 60% of total volume of CYP, almost entirely from public health facilities. Implants (21%), followed by male condoms (18%), CycleBeads (10%) and injectables (5%) are the primary contributors in the public sector, of total CYPs. Within private sector market share, male condoms account for just over half of private sector CYP, followed by 11% for injectables and 10% for CycleBeads.

#### Key Takeaways:

The private sector, and particularly drug shops, account for the majority of outlets stocking modern contraceptive methods.

Less than 75% of outlets have at least 1 modern contraceptive method and just 11% of drug shops and 36% of public health facilities have 3+ methods available.

Male condoms account for over half of private sector market share in CYP and almost a third of public sector market share in CYP. Implants account for about a third of the total public sector market share in CYP.

Visit [FPwatch.info](http://FPwatch.info) for more information

Photo credit: © 2005 Daren Trudeau, Courtesy of Photoshare